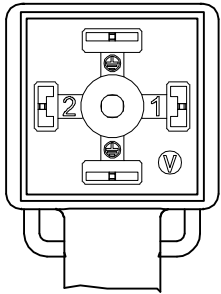
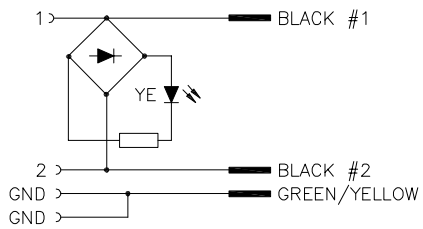


VALVE END VIEW



1 = BLACK #1  
2 = BLACK #2  
GND = GREEN/YELLOW

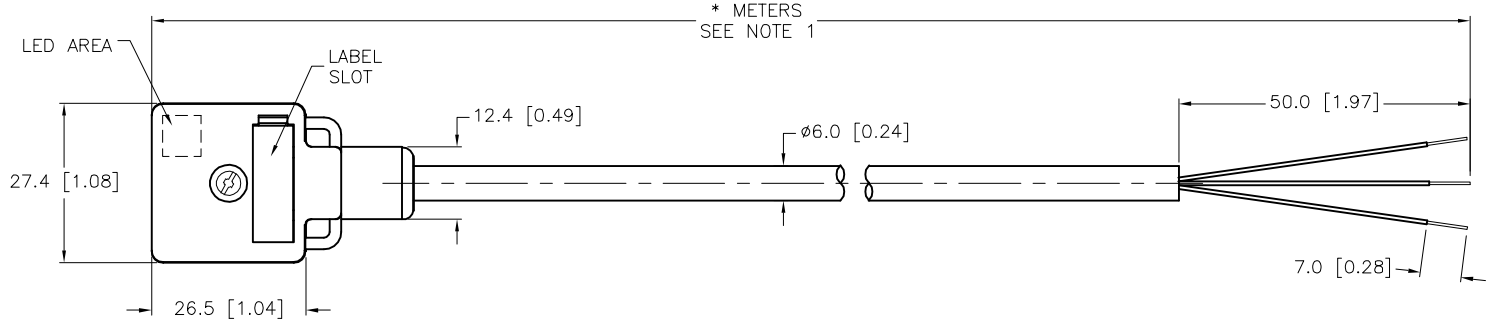
WIRING DIAGRAM



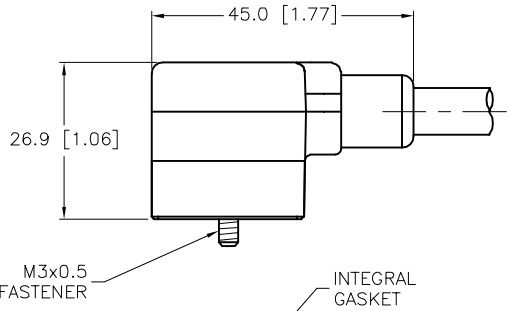
1 > BLACK #1  
2 > BLACK #2  
GND > GREEN/YELLOW

SPECIFICATIONS

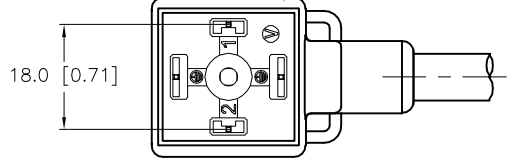
CONTACT CARRIER MATERIAL	NYLON
MOLDED HEAD MATERIAL/COLOR	TPU/TRANSLUCENT BLACK
CONTACT MATERIAL/PLATING	BRASS/SILVER
RATED CURRENT [A]	4.0 A
RATED VOLTAGE [V]	24-48 VAC/VDC
OUTER CABLE JACKET MATERIAL/COLOR	TPU/GRAY
CONDUCTOR INSULATION MATERIAL	PVC
NUMBER OF CONDUCTORS [AWG]	3x18 AWG
TEMPERATURE RANGE	-40°C to +90°C (-40°F to +194°F)
PROTECTION CLASS	MEETS NEMA 1,3,4,6P AND IEC IP67



LED AREA  
LABEL SLOT  
27.4 [1.08]  
26.5 [1.04]  
12.4 [0.49]  
Ø6.0 [0.24]  
50.0 [1.97]  
7.0 [0.28]  
\* METERS  
SEE NOTE 1



45.0 [1.77]  
26.9 [1.06]  
M3x0.5 FASTENER  
INTEGRAL GASKET



18.0 [0.71]

NOTES:

1. "\*" INDICATES CABLE LENGTH IN METERS. CONTACT TURCK TO ORDER SPECIFIC LENGTHS.

CABLE LENGTH	TOLERANCE *
ALL LENGTHS	+ 4% (OR 50mm) OF LENGTH - 0% (OR 0mm) OF LENGTH WHICHEVER IS GREATER
STRIP LENGTH	TOLERANCE *
0-7mm	±0.5mm
8-29mm	±1.0mm
30-49mm	±2.0mm
50-69mm	±3.0mm
70-100mm	±4.0mm
OVER 100mm	±5.0mm

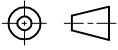
\* UNLESS OTHERWISE SPECIFIED

SOURCE DRAWING - FOR REFERENCE ONLY

RELATED DOCUMENTS

1.  
2.  
3.  
4.

3RD ANGLE PROJECTION



THIS DRAWING IS CONFIDENTIAL AND THE PROPERTY OF TURCK INC. USE OF THIS DOCUMENT WITHOUT WRITTEN PERMISSION IS PROHIBITED.

DRFT KMY  
APVD A.A.

DATE 11/07/11  
SCALE 1=1.3

UNIT OF MEASUREMENT

MILLIMETER [ INCH ]

DO NOT SCALE THIS DRAWING

3000 CAMPUS DRIVE  
MINNEAPOLIS, MN 55441  
1-800-544-7769  
(763) 553-7300  
(763) 553-0708 fax  
www.turck.us

TURCK

VAS 22-B669-\*M

IDENTIFICATION NO.  
FILE: 777015230

REV  
C

SHEET 1 OF 1